



Message from the President

A warm welcome to the second issue of MSGH Bulletin (April 2024)! The Executive Committee (2023-2025) would like to thank all the members of the Society for your continuous support and participation in the ongoing activities.

In this issue, we have brought about a summary of Society's events accompanied by photos which I believe everyone will find interesting to read.

In line with our Society's aspiration and commitment towards shaping our gastro-hepatology fraternity to progress and grow in clinical, endoscopy and academic research, we are proud to organise the two notable and important annual meetings for the year 2024.

First in line, Universiti Malaya Medical Centre (UMMC) Endoscopy 2024 Workshop on the theme of 'The Rise of Bariatric and Metabolic Endoscopy'. This will be held from 23rd to 25th May 2024 at UMMC. The highlights of this workshop, among others, will be 'Endoscopic Suturing and Full Thickness Resection Course', EUS and GIA Courses in addition to a series of lectures and live demonstrations.

The second important event of the year will be none other than GUT – Annual Scientific Meeting 2024 – to be held at the Sabah International Convention Centre (SICC), Kota Kinabalu, Sabah, from 16th to 18th August 2024. It gives me and the Organising Committee tremendous pleasure and joy to invite one and all to come and join us in the "Land Below the Wind" for this upcoming prestigious scientific meeting. Just like in the past, an excellent programme will be put forward to focus on all important areas of clinical practice including research in gastroenterology and hepatology. My sincere gratitude and appreciation go to Professor Dr Raja Affendi for being the Scientific Chairperson for GUT 2024.

This annual scientific meeting, for the first time, will also incorporate a full-day symposium dedicated to GI nurses (GIAs). I am certain and hopeful that MSGH will continue to support, nurture and promote our GIAs in this country and their activities.

MSGH will also continue to organise, facilitate and encourage educational and training programmes to benefit all our members including the fellows in gastro and hepatology training. The provision of travel and research grants by MSGH and our international society counterparts will continue to benefit our members and fraternity in general.

In April 2025, MSGH will host the 6th Inflammatory Bowel Disease (IBD) Forum, in collaboration with the Asian Pacific Association of Gastroenterology (APAGE), in the beautiful island of Penang. We, at MSGH, are proud to announce that we are hosting this esteemed event in Malaysia, particularly Penang, after lapse of 10 years (the inaugural meeting was held in Penang in 2014). We shall continue to update everyone on this, in our website.

The Executive Committee and I will be happy to have your comments and new ideas, as well as productive contributions for the improvement of this Bulletin.

Last but not least, I would like to thank Dr Nik Razima, our Chief Editor, and her team, for being instrumental in compiling this edition of the MSGH Bulletin.

Thank you.

Datuk Dr Raman Muthukaruppan

CONTENTS

1. From the Editor's Desk [page 02]
2. A Fellow's Journey by Dr Ho Yoke Fun [page 02]
3. Tips & Tricks as an Endoscopy Trainer by Dr Sharmila Subramaniam [page 04]
4. Scope the Freebies: A Round-up of Accessible Endoscopy Training Videos [page 06]
5. Hepatology Update Series 1/2024: Chronic Hepatitis B & Cholestatic Liver Diseases [page 07]
6. Invitation to the Liver Transplant Workshop [page 08]
7. The 2024 Hospital Kuala Lumpur GI-HEP Update [page 09]
8. Da Nang 2024 – 5th APAGE Clinical Forum on IBD [page 10]
9. Endoscopy 2024 / GUT 2024 [page 14 / back page]






From the Editor's Desk

Dear readers,
Greetings!

It is astounding how swiftly time flies. With each passing moment, we have witnessed the ebb and flow of life, embracing the challenges and triumphs that come our way.



Co-Editor

I am delighted to take this opportunity to express my heartfelt gratitude to Dr Lau Su Yin, our newly appointed Co-Editor of this bulletin. Dr Lau's expertise in Gastroenterology and Hepatology, coupled with her brilliant ideas and unwavering dedication, has already made a remarkable impact on our publication. I am truly grateful to have her on board.

In this special issue, we have curated an array of insightful articles, including one from Dr Sharmila Subramaniam, Consultant Gastroenterologist and Endoscopy Training Lead from Portsmouth University Hospitals NHS Trust, UK.

From ground-breaking research findings to inspiring success stories, each piece reflects the collective efforts and achievements of our esteemed members.

I am thrilled to announce the line-up of upcoming events that promise to further enrich our collective experience:

- 1. UM Endoscopy Workshop on 23rd to 25th May 2024 with the theme "The Rise of Bariatric and Metabolic Endoscopy".*
- 2. The Liver Transplant Workshop on 28th May 2024 at Hospital Selayang, Selangor.*
- 3. GUT 2024 on 16th to 18th August 2024 in the enchanting city of Kota Kinabalu, Sabah.*

Your insights, experiences, and achievements are integral to the success of our community, and we, of course, invite and eagerly await your reports and write-ups to the bulletin.

As we gear up for the exciting months ahead, let us continue to foster a culture of collaboration, innovation, and excellence. Together, we can overcome challenges, seize opportunities, and chart a course towards a brighter future.

See you at the upcoming events!

*Warm regards,
Dr Nik Razima binti Wan Ibrahim*

A FELLOW'S JOURNEY

by Dr Ho Yoke Fun

I had come across this post in National Health Service jobs, and had applied without knowing much, to be an Advanced Therapeutic Endoscopy / Hepatobiliary Fellow in University Hospital of North Tees, England. This post was one of the few for which JAG certification was not a prerequisite.

To my surprise, despite the University Hospital of North Tees not being a tertiary referral centre, it is one of the best places for endoscopy training in the UK. Being the only fellow working with five

consultants in the HPB unit, my working days were well occupied. My weekly schedule consisted of three dedicated training lists, two service lists, one MDT session, two clinic sessions and two research/administration sessions. I had the honour to be mentored by Dr Deepak Dwarakanath (ERCP/therapeutic endoscopy), as well as Dr Vikramjit Mitra (EUS/ERCP). My training lists consisted not only of EUS/ERCP, but also various stenting and dilatation procedures (oesophageal, duodenal, pyloric and colonic).

During my fellowship year, I took the opportunity to attend various international conferences, including ESGE Days, UEG Week, International AEM, etc. I also benefitted tremendously from dedicated in-house hands-on training courses for regional fellows and trainees.

In the midst of training, I had great times with the entire endoscopy team. I truly appreciate their hospitality, and already miss them dearly.



With Dr Vikramjit Mitra (first right) and team.



With Dr Deepak Dwarakanath, a true legend in his Superman lead gown.



HPB Unit, University Hospital of North Tees, England (Year 2023).



With my beloved NTH endoscopy family.



At the summit of Ben Nevis, highest point in the UK & Scotland.



With the mystical Scottish Kelpies.



Ticked Iceland off my bucket list.



Being devilish at the Castlerigg stone circle.



DR SHARMILA SUBRAMANIAM

Consultant Gastroenterologist and Endoscopy Training Lead,
Portsmouth University Hospitals NHS Trust, UK

TIPS & TRICKS AS AN ENDOSCOPY TRAINER

In many respects, medicine is an apprenticeship and we rely on good tutelage from experienced doctors to educate and inspire us. Endoscopy training is no exception to this but teaching a practical skill is not without its challenges. Teaching may come naturally to some of us but even so, it is always useful to develop a structure to facilitate a good teaching episode. A good endoscopy trainer is patient, insightful and able to be both consciously competent in teaching and in performing endoscopy.

As I reflect on what makes good endoscopy training, I would like to share some key points that I hope will help. These have been garnered from my own experience in teaching trainees from different streams within the UK's National Health Service (medical, surgical, nurse endoscopists) and derived from material we teach on nationally accredited "train-the-trainer" endoscopy courses.

KEY POINT 1: ALIGN AGENDAS AND EXPECTATIONS ('SET THE SCENE')

Establish what the trainee wants to learn during a list/procedure – is this achievable or feasible? Is there a mismatch between what you feel the trainee should be learning and what he/she wishes to do? It is useful to understand your trainee's skill

level and agree on a suitable objective at the start of the training list. A trainee who is not yet competent in scope handling and tip control cannot expect to start therapeutic procedures and these expectations should be managed appropriately. Conversely, some trainees may already have acquired excellent basic techniques and should be encouraged to take the next step with learning advanced endoscopy.

Each trainee may have an individual approach to training and it is important to recognise different styles of learning – ranging from the dependent to the self-directed learner. Reflect and recognise your own training style – are you one with an 'authority style', or are you a delegator, facilitator or motivator? There may be situations where there is a mismatch between the trainee's learning style and the trainer's teaching style which mean that training together would not be in either's best interests (e.g. an authority style trainer with a self-directed learner).

KEY POINT 2: OPTIMISE YOUR TEACHING ENVIRONMENT

Consider the physical set up of the room and ergonomics. I find it useful to be able to observe the trainee's hand position on the scope, as well

as the endoscopy screen, monitor and patient. Avoid distractions or interruptions when training that can lead to errors. This includes noise levels as endoscopy rooms can get busy with multiple staff around.

KEY POINT 3: USE A COMMON LANGUAGE WHEN TEACHING ENDOSCOPY ('DIALOGUE')

Use language that is clear and concise. For example, use a clock face to localise positions on the endoscopy screen (e.g, rotate the polyp round to 6 o'clock). Establish the common terms of instruction in training – e.g, using the endoscopy image as a point of reference rather than hand movements – so terms such as 'tip up' or 'tip down' are more easily understood rather than 'big wheel up/big wheel down'. Trainees can be prone to cognitive overload, and so sometimes, asking them to talk through what they are doing can hamper their progress. I find it more useful to ask the trainees to stop and then explain their challenges – this allows them to process the information you have given them so they are better able to navigate through the part of the procedure that they may have found difficult.

KEY POINT 4: HOW TO DECIDE WHEN IT IS APPROPRIATE TO TAKE OVER THE SCOPE

A good teaching episode should be interactive, encourage problem solving rather than leaving the trainee to struggle on with minimal feedback during the procedure culminating in the trainer taking the scope over without enough directed instruction to enable the trainee to progress.

Patient factors are the most important consideration here – if the patient is in excessive pain, or there are concerns about physiological parameters/vital signs and safety, it is imperative to take over the scope. It is also important to consider the length of time of the procedure, the need for the patient to have a good experience and not be put off coming for future procedures, if required. If the trainee is unable

to understand your instructions, is not listening or failing to progress despite clear instructions, then taking over the scope is necessary. I always emphasise to my trainees not to feel discouraged if I do take over the scope as that is a golden opportunity for focused teaching and allows them space to observe and reflect without the pressure of a difficult endoscopy. There is a lot that can be learnt by guided observation and targeted questions to keep the trainee engaged.

KEY POINT 5: FEEDBACK ('CLOSURE')

I think it is insightful to ask the trainees to provide feedback on the procedure/their performance first, before delving into the feedback you can give them. This is also a good gauge to understand if there is a mismatch between the trainees real and perceived endoscopy skills – some trainees under-estimate their abilities and are overly self critical whilst others are over-confident and may not recognise their weaknesses. Encourage reflection and provide feedback that will enhance their next procedure – we use a formative assessment tool known as DOPS (direct observation of procedural skills) that enables structured feedback.

Finally, a good trainee-trainer relationship evolves over time and trainees should also be encouraged to provide feedback on their endoscopy trainers too. Quality in endoscopy should never be compromised and a good endoscopy trainer is also one who aims to teach both technical and non-technical skills in endoscopy – emphasising situational awareness, leadership and overall medical judgment. Whilst endoscopy training can be tricky at times, structuring your approach using the set-dialogue-closure method above and having a strong open and honest reflective style is what I often find works best in facilitating a rewarding teaching experience for both trainee and trainer.



SCOPE THE FREEBIES A ROUND-UP OF ACCESSIBLE ENDOSCOPY TRAINING VIDEOS

DR LAU SU YIN

*Consultant of
Gastroenterology & Hepatology,
Hospital University Putra Malaysia*

Who doesn't love a freebie! In the digital era, the internet has inundated us with a wealth of information, leaving us spoiled for choice. It is the classic first world problem – an abundance of options making it tricky to decide. The result? We often find ourselves spending more time searching and scrolling than actually gaining knowledge. This article aims to provide some guidance to what is currently available on the web suited to your needs.

1. GIE and VideoGIE

Established in 1954, GIE (Gastrointestinal Endoscopy) is the official journal of the American Society for Gastrointestinal Endoscopy (ASGE). Its Open Access companion journal, VideoGIE, began in 2016, meeting the rising demand for video publications. As a Q1 journal, GIE focuses on novel techniques tailored to gung-ho advanced endoscopists. GIE also provides valuable free basic educational videos (search 'top tips with video'), e.g., "Top tips for maximum detection during colonoscopy withdrawal by Douglas Rex", "Top tips for cold snare polypectomy by Michael Bourke" and "Top 10 things to remember when cannulating the bile duct in patients with native papillary anatomy during ERCP by Douglas Adler". These videos, however, lack running commentary and instead function as complementary supplements to their respective articles.

2. Endoscopy

Another Q1 journal, Endoscopy is the European counterpart to GIE. It has an E-videos section with three main categories: Clinical Case Library, Complication Library and Therapy and Technical Tricks Gallery. Subcategories include upper GI, small bowel endoscopy, colonoscopy, ERCP, EUS and more. While it has fewer basic technique videos, it is comparatively easier to navigate with a drop-down list of videos in each subcategory.

3. Endoscopy On Air

"Made by physicians, for physicians", Endoscopy On Air is the world's largest virtual endoscopy events platform. Free to register and unlimited views of a huge collection of videos. The cost? Absolutely nothing! I'm most impressed with the "Global Event" series, which includes live recordings ranging from basic colonoscopy and polypectomy videos to

advanced third-space endoscopies. They feature a stellar faculty, Pradeep Bhandari, Nageshwar Reddy, Michael Bourke, Douglas Rex, Amrita Sethi, to name a few. It also regularly broadcasts live symposia, mainly from Europe and the UK; the only drawback is the time zone difference.

4. GastroLearning

Similar to Endoscopy On Air, the group at UCL (University College London) provides a range of bite-sized training videos, from basic lectures on diathermy settings, demonstration videos on endoscopic techniques, to showing video snippets from their annual London Live Endoscopy symposium. While their website offers free registration and allows you to subscribe to event updates, it's best to access their videos through YouTube which features a more extensive collection than their website.

5. GIEQs

Launched by the University Hospital of Ghent, GIEQs (pronounced as 'geeks') is part of the Gastrointestinal Endoscopy Quality and Safety Foundation. Dedicated to improving endoscopy quality for everyday endoscopists, this platform includes videos ranging from basic techniques, lesion recognition and assessment, to advanced haemostatic and polypectomy skills. Whilst most of the structured content requires a subscription fee of €7 or €15 per month (a little pricier than Netflix; and yes, I know this is not counted as a freebie) or pay-per-view (€10 to €50), the search function, particularly for 'masterclass' and 'colonoscopy', would point towards a few good quality endoscopy training videos.

There are, of course, many more platforms out there, for example, YouTube has a few playlists worth mentioning: FREEndoscopy (The Foundation for Research and Education in Endoscopy) hosted by Amol Bapaye for a comprehensive webinar lecture series ("East meets West" series is most recommended); Olympus Medical Systems EMEA-Gastroenterology, Cook Medical Endoscopy Channel, Micro-Tech Endoscopy for familiarisation of equipment/accessories and some basic technique demonstrations.


These are my top five recommendations. Happy scoping!

CHRONIC HEPATITIS B & CHOLESTATIC LIVER DISEASES

2nd MARCH 2024 | CONNEXION CONFERENCE & EVENT CENTRE | KUALA LUMPUR

Dr Ang Ban Hong & Dr Ruveena Rajaram

The inaugural Hepatology Update Series 1/2024 focusing on Chronic Hepatitis B & Cholestatic Liver Diseases took place on 2nd March 2024, at Connexion Conference & Event Centre, Kuala Lumpur. This event, which was organised and endorsed by the Malaysian Society of Gastroenterology and Hepatology (MSGH) with the support of DCH Auriga was officiated by MSGH President, Datuk Dr Raman Muthukaruppan.



Dr Haniza Omar: "Prophylaxis Treatment for Chronic Hepatitis B in Special Populations – Optional or Mandatory?"

Professor Chan Wah Kheong: "Ursofalk for Primary Biliary Cholangitis and Beyond"

Following these insightful presentations, two case

discussions were led by Dr Hoo Chai Zhen from Hospital Selayang and Dr Ang Ban Hong from UMMC, providing attendees with a deeper understanding of practical applications in clinical settings.

The primary objective of this session is to focus on the nuances of management of common liver diseases, as well as discussion on rare liver diseases. Apart from that, this purely educational session provides a platform to discuss liver cases that poses diagnostic dilemma or difficulty in its management. This event was able to shed some light on the latest advancements and key considerations in the management of chronic hepatitis B and cholestatic liver diseases. Distinguished speakers shared their insights and expertise, addressing crucial topics in the field.

The event attracted a diverse audience, including gastroenterologists and hepatologists from both public and private sectors, gastroenterology and hepatology fellows, internal medicine physicians, family medicine physicians, and medical officers.

The success of this event sets a promising precedence for subsequent hepatology updates. It is anticipated that this will be the first in a series of events aimed at keeping healthcare professionals abreast of the latest developments in the field of hepatology.

The four main speakers and their respective topics were:

We extend our gratitude to all the speakers, attendees, sponsors, and organisers for their valuable contributions and commitment to advancing knowledge in hepatology.

Dr Tan Soek Siam: "Cholestatic Liver Disease – Is it only Primary Biliary Cholangitis (PBC)?"

Dr Ruveena Bhavani Rajaram: "Treatment Advancements & Endpoints in Chronic Hepatitis B"





INVITATION TO THE LIVER TRANSPLANT WORKSHOP

DR HOO CHAI ZHEN

ORGANISING CHAIRPERSON, LIVER TRANSPLANT WORKSHOP

The Hepatology and Gastroenterology Department, Hospital Selayang, Selangor, is thrilled to extend an exclusive invitation to medical professionals like yourself to participate in our upcoming Liver Transplant Workshop. This workshop is designed to provide healthcare professionals with fundamental concepts about liver transplant.

WHY ATTEND

1. **Enhance your knowledge:** Whether you are a gastroenterology and hepatology specialist, hepatobiliary surgeon, anaesthesiologist, internal medicine specialist or a nurse, this workshop offers a unique opportunity for you to broaden your understanding on liver transplant. From the basics of organ donation to the advancements of surgical techniques and immunosuppressants used post liver transplant, our speakers will cover a wide range of topics tailored to your professional development needs.
2. **Earn CPD points:** Our workshop offers 8 CPD points, providing you with a valuable opportunity to fulfill your requirements for Annual Practicing Certificate (APC) renewal while advancing your knowledge on liver transplant.

KEY TOPICS COVERED

1. Overview of organ donation and liver transplant programme in Malaysia.
2. Indications of liver transplant.
3. Evaluation and optimisation of transplant candidates.
4. Surgical techniques and approaches in liver transplant.
5. Post liver transplant care and immunosuppressants.

Liver transplant stands as a beacon of hope for patients battling with end stage liver disease or liver failure, offering them a chance at renewed health. As healthcare professionals, it is our collective responsibility to ensure that we are equipped with the knowledge and skills to provide the best possible care for these patients. By attending this workshop, you will expand your knowledge in this field.

We look forward to welcoming you to this enriching educational experience and will be posting the registration link in due course. Together, let us strive towards excellence in liver transplantation care.



The 2024 Hospital Kuala Lumpur GI-HEP Update

Dr Joash Tan-Loh, Gastroenterology Fellow, Hospital Kuala Lumpur

Hospital Kuala Lumpur's (HKL) Gastroenterology and Hepatology Unit hosted the "HKL GI-HEP Update 2024" at the Institute of Medical Research in Kuala Lumpur on 26th February 2024. The event aimed to facilitate knowledge exchange and professional development among medical officers and healthcare professionals serving in general medicine and primary care in the Klang Valley.

Approximately 60 doctors attended, including primary care practitioners, medical officers serving in hospitals and *Klinik Kesihatan*, as well as physicians from various specialties. Providing updates in various topics were consultant gastroenterologists, hepatologists and a colorectal surgeon. "Although it was challenging to design an update that can cater to different levels of participants, I am grateful for the unwavering support from our head of unit Dr Gew Lai Teck, colleagues, endoscopy team, especially MN Nurul Fazly, and the medical officers who worked tirelessly to put forward a meaningful update", said Dr Praveenna Nagaratnam, consultant gastroenterologist in HKL who was the driving force behind the update.

"As a tertiary referral centre with advanced endoscopic capabilities, HKL offers a variety of gastrointestinal services for the patients within the Klang Valley", remarked Dr Mohd Syafiq Ismail Azman, Deputy Director of HKL in his speech. "As such, it is imperative that our fellow practitioners remain relevant to the latest updates in order to provide the best possible care to our patients", he further added.

The day began with Dr Norasiah binti Abu Bakar, consultant gastroenterologist from Hospital Raja Permaisuri Zainab II, Kota Bharu, Kelantan, discussing the management of patients with Proton Pump Inhibitor (PPI) refractory reflux, followed by insights from HKL's Dr Hari Suthan into early detection of gastrointestinal cancer.

Dr Mohamed Amin bin Kader, consultant gastroenterologist from Hospital Sultanah Nora Ismail, Batu Pahat, Johor, outlined strategies for addressing resistant *H. pylori* infections. Dr Nik Razima bt Wan Ibrahim, consultant gastroenterologist from Hospital Ampang, Selangor, then explored treatment options and pipeline therapies for inflammatory bowel disease.

Providing expert advice on managing irritable bowel syndrome with constipation (IBS-C) was consultant colorectal surgeon, Dr Nur Afdzillah Abdul Rahman, from Universiti Kebangsaan Malaysia, Kuala Lumpur. Post-lunch, Dr Philip Pang highlighted the growing prevalence of Metabolic Associated Fatty Liver Disease (MAFLD). Dr Gew Lai Teck, head of HKL's Gastroenterology and Hepatology Unit led a discussion on advancements in advanced endoscopy, providing valuable insights into future interventions.

Ending the session was senior consultant hepatologist, Dr Tan Soek Siam, from Hospital Selayang, Selangor, who shared practical approaches to managing cirrhotic patients, referencing the Baveno VII guidelines.



Dr Gew Lai Teck (centre), Head of Gastroenterology and Hepatology Unit, presenting a token of appreciation to Dr Mohd Syafiq Ismail Azman (right), Deputy Director of HKL. Looking on is Dr Saiful Safuan Md Sani (left), Medical Head of Department, HKL.

All in all, the “KL Gastro Update 2024” was a valuable forum for knowledge sharing and professional growth in the field of gastroenterology, underscoring HKL’s commitment to excellence in the care of gastrointestinal and hepatology conditions.



Organising Committee and part of the speakers of the KL GI-HEP Update 2024.



Dr Nik Razima, Consultant Gastroenterologist from Hospital Ampang, Selangor, taking on the topic of “Future of IBD Management”.



Dr Tan Soek Siam, Senior Consultant Hepatologist from Hospital Selayang, Selangor, delivering her evidence-packed lecture on “Approach to Cirrhosis in the Clinic Setting: Take Away Messages from the Baveno VII Guidelines”.



Dr Hari Suthan, Consultant Gastroenterologist, HKL, who spoke on the topic of early gastrointestinal cancer detection.

DANANG 2024
5TH APAGE CLINICAL FORUM
ON INFLAMMATORY BOWEL DISEASE

5th to 6th April 2024
Ariyana Convention Centre, Danang, Vietnam

5TH APAGE CLINICAL FORUM ON INFLAMMATORY BOWEL DISEASE

MSGH has secured and advertised educational grants for its members to participate in the 5th APAGE Clinical Forum on Inflammatory Bowel Disease, at the Ariyana Convention Centre, Da Nang, Vietnam. Two fortunate recipients have shared their experiences.



Group photo of attendees of Inaugural JGH Foundation-APAGE Young Clinicians Course.



Ariyana Convention Centre, Da Nang, Vietnam.



Part of Malaysian Delegates.

Associate Professor Dr Choon Jin Ooi, as the President of APAGE, delivering his Welcoming Address.



Faculties of the 5th APAGE Clinical Forum.


Clinical Forum on IBD

by Dr Wong Chung Yeow, Gastroenterology and Hepatology Fellow, Hospital Kuala Lumpur

The Asian Pacific Association of Gastroenterology (APAGE) and the Vietnam Association of Gastroenterology (VNAGE) jointly organised a comprehensive clinical forum dedicated to the study of Inflammatory Bowel Disease (IBD), held on 5th to 6th April 2024, at the Ariyana Convention Centre in the charming coastal city of Da Nang, Vietnam. The theme of the Forum was “Strengthening the Basics, Embracing the Advances”. This event was strategically paired with the inaugural Young Clinicians Course, a collaborative effort between APAGE and the Journal of Gastroenterology and Hepatology Foundation (JGHF), which took place on 4th April 2024. The course was tailored to equip young clinicians with valuable insights into conducting impactful research, navigating the publication process in high-impact journals, and discerning reputable sources from predatory ones – an essential skill set for aspiring researchers and practitioners.

Da Nang, renowned for its picturesque seaside setting and serene ambience, provided an ideal locale for this enriching academic gathering. Beyond the dissemination of cutting-edge knowledge, the Forum offered a vibrant platform for networking and fostering camaraderie among participants, resulting in the formation of new friendships and professional collaborations. The convivial atmosphere encouraged open dialogue and mutual learning from esteemed IBD experts, significantly surpassing the expectations of all attendees.

The overarching theme of the IBD forum, “Strengthening the Basics, Embracing the Advances”, encapsulated the essence of the programme. As a participant, I found the sessions instrumental in reinforcing foundational knowledge while offering profound insights into the current landscape of advanced therapeutic strategies. The realm of IBD is witnessing an exhilarating phase characterised by heightened scientific interest



and rapid advancements in medication development. We have transitioned from the era of relying solely on mesalazine and anti-TNF agents to a broader spectrum of treatment modalities, including novel non-anti-TNF agents and innovative small molecule and drug sequencing.

Given the escalating prevalence of IBD cases in Asia, this Forum proved to be exceedingly timely, equipping attendees with the latest updates and insights crucial for effectively managing this complex disease. Notably, the Young Clinicians Programme on endoscopy in IBD, featuring interactive sessions with distinguished local and international IBD experts, was particularly enlightening. It delved deep into endoscopic assessments for accurate diagnosis, disease activity monitoring, and meticulous dysplasia surveillance – vital components of comprehensive IBD management.

Furthermore, the inclusion of the esteemed late Emeritus Professor Dato’ Dr Goh Khean-Lee Memorial Lecture, added a poignant touch to the event. This memorial lecture served as a heartfelt tribute to a visionary leader whose indomitable “publish or perish” spirit and profound contributions to the field of endoscopy continue to inspire generations of gastroenterologists worldwide.

In summary, the Forum and associated events not only served as an invaluable platform for education and professional development but also fostered enduring connections among participants. The gathering in Da Nang will be remembered as a pivotal moment in advancing collaborative research efforts and driving progress in the field of gastroenterology, particularly in the context of managing inflammatory bowel disease. As we reflect on the insights gained and friendships forged, the impact of this academic gathering resonates deeply, promising to shape the future of IBD care and research in the Asia-Pacific region and beyond.

Clinical Forum on IBD

by Dr Selva Yuwaraj, Gastroenterology and Hepatology Fellow, Hospital Sultan Aminah, Johor Bahru, Johor



The Asian Pacific Association of Gastroenterology (APAGE), in collaboration with the Vietnam Association of Gastroenterology (VNAGE), organised the DANANG 2024 – 5th Clinical Forum on Inflammatory Bowel Disease (IBD), from 4th to 6th April 2024, at the Ariyana Convention Centre, Da Nang, Vietnam. The theme for the Forum is “Strengthening the Basics, Embracing the Advances”. It is a great pleasure and privileged to be able to participate and learn from the IBD experts through the world.

With the help and correct guide from MSGH to submit an abstract, I am glad to obtain free registration and a travel grant and to be able to attend the Young Clinicians Course as well, and learn more from experts on research and publications, as well as getting to know the experts in the field.

IBD has become an increasing health care burden in Asia. It is also challenging to get the accurate diagnosis when there are a lot of IBD-mimicking diseases and a careful history and

physical examination will guide to a correct differential diagnosis. Subsequently, further radiological, endoscopic and histological evaluation needed to confidently come to an accurate diagnosis and initiate the correct treatment and management. IBD is a chronic disease and it requires a good multi-disciplinary team approach for better management, as well as addressing patient’s concerns and needs. Often, we are too focused on the medication therapy and tend to neglect other issues in chronic diseases like IBD, such as dietary and psychological assessment which are also key elements included in the holistic care of IBD.

It is a must to mention that, the conference was held in the city of Da Nang, which is certainly a beautiful place to visit. Besides the conference, it helps to relax and unwind after the talk and enjoy the beauty of Da Nang. Overall, I would like to thank MSGH and APAGE again for a wonderful experience to update more about in advancement in IBD, as well as enjoy and relax in the beautiful city of Da Nang, Vietnam.



ENDOSCOPY 2024

The Rise of Bariatric and Metabolic Endoscopy

23rd to 25th May 2024

Auditorium, 13th Floor, Menara Selatan
Universiti Malaya Medical Centre
Kuala Lumpur, Malaysia



HIGHLIGHTS

23RD MAY 2024 (THURSDAY)

- ◆ **EUS Course**
- ◆ **Endoscopic Suturing & Full Thickness Resection Course**
- ◆ **Young GI Consultant Forum**
- ◆ **GIA Course**

24TH MAY 2024 (FRIDAY)

- ◆ **2nd Goh Khean Lee Distinguished Endoscopy Lecture**
- ◆ **'Malaysia Boleh' Best Endoscopy Video Competition**
- ◆ **Workshop Dinner**

24TH MAY 2024 (FRIDAY) &
25TH MAY 2024 (SATURDAY)

- ◆ **State-of-the-Art Endoscopic Lecture Series**
- ◆ **Live Demonstrations**

www.msgh.org.my

INTERNATIONAL FACULTY

Hong Kong
Shannon Melissa Chan

Japan
Noriya Uedo

Singapore
Ravishankar Asokkumar
Lawrence Khek-Yu Ho

United Kingdom
Pradeep Bhandari
Imdadur Rahman

ENQUIRIES:
Malaysian Society of Gastroenterology & Hepatology
Unit 1.6, Level 1, Hive 4, Mranti Park
Jalan Innovasi 1, Bukit Jalil
57000 Kuala Lumpur, Malaysia
Tel: +603 8996 0700, 603 8996 1700, 603 8996 2700
Fax: +603 8996 4700
Email: secretariat@msgh.org.my



Malaysian Society of
Gastroenterology & Hepatology



Annual Scientific Meeting of MSGH

GUT 2024

16th to 18th August 2024

Sabah International Convention Centre
Kota Kinabalu, Sabah, Malaysia

CONGRESS SECRETARIAT

Unit I.6, Level I, Hive 4, Mranti Park
Jalan Inovasi I, Bukit Jalil
57000 Kuala Lumpur, Malaysia
Tel: +603 8996 0700, 8996 1700, 8996 2700
Fax: +603 8996 4700
Email: secretariat@msgh.org.my
Website: www.msgh.org.my

www.msgh.org.my